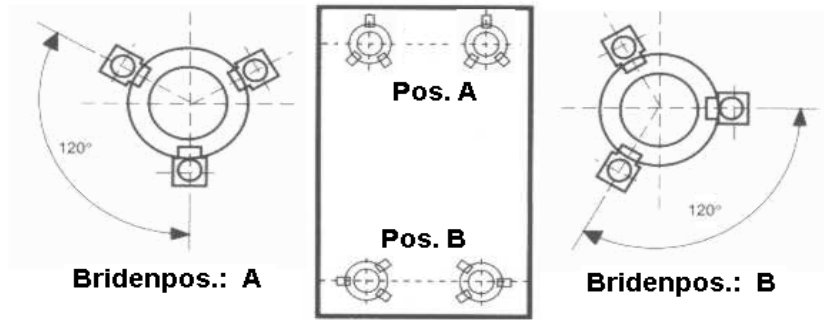
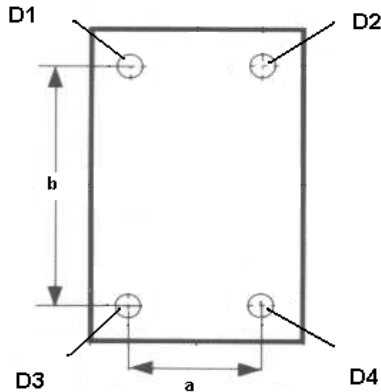


**Normgestelle aus Formplatten 1.1730**

**Blocs en plaques normes 1.1730**



**Technische Angaben**

**Données techniques**

Preisanfrage       Bestellung  
 Demande de prix       Commande

**a =** \_\_\_\_\_      **b =** \_\_\_\_\_      **Briden:**      **Pos. A**       **Pos. B**   
**D1 =** \_\_\_\_\_      **D2 =** \_\_\_\_\_      **D3 =** \_\_\_\_\_      **D4 =** \_\_\_\_\_

**Plattenmasse Oberteil** *Dimensions de la plaque supérieure*

Ankreuzen  
 Cochez

Dicke		
26	32	36
46	56	66
76	86	96

Breite				
96	116	146	196	246
296	346	396	446	496

Länge						
96	116	146	196	246	296	346
396	446	496	546	596	646	696
746	796	846	896	946	996	

**Plattenmasse Unterteil** *Dimensions de la plaque inférieure*

Ankreuzen  
 Cochez

Dicke		
26	32	36
46	56	66
76	86	96

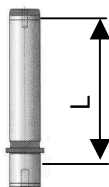
Breite				
96	116	146	196	246
296	346	396	446	496

Länge						
96	116	146	196	246	296	346
396	446	496	546	596	646	696
746	796	846	896	946	996	


**Führungsart / Type de guidage**

(bitte ankreuzen und Länge angeben)


(cochez en bas en indiquant la longueur)



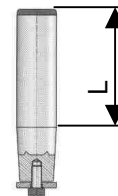
N430  
 L = \_\_\_\_\_



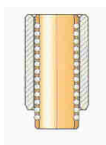
N415  
 L = \_\_\_\_\_



N982  
 L = \_\_\_\_\_



N440  
 L = \_\_\_\_\_



N410  
 L = \_\_\_\_\_ / \_\_\_\_\_



N418.S



N419.S



N418



N419



N421